

刀  
緣

# CUTTING EDGE



The College of Surgeons of Hong Kong Newsletter  
香港外科醫學院簡報

May 2009

二零零九年五月號

# Editorial

January

22 marked a special day for the College. A spring dinner was held by the College in Happy Valley Jockey Clubhouse on that day. This was also the day in which the College opened a new 'chapter' in herself, the Women's chapter. Congratulations to Dr Ava Kwong, the newly elected founding chairlady of the chapter. The inauguration ceremony of Women's chapter was held in conjunction with that of Younger Fellows chapter, and was attended by College leaders, legislative council members, and most importantly, by four past presidents of the College who made the event a most memorable one. See College Focus for more details.

It follows that, as newsletter Cutting Edge will have a regular column on Women's chapter from this issue onwards, in addition to Younger Fellows chapter. Like in this issue, Dr K.C. Chan shared with us in the Younger Fellows chapter about their experience gained from the Younger Fellows Forum of the Royal Australasian College of Surgeons. I'd like to appeal to the young fellows and female fellows (not mutually exclusive, of course) to write to us through these chapters. Your voices will be heard.

A couple of months ago Dr C.W. Man had accepted my invitation to write an article on the outbreak of melamine-contaminated dairy products that occurred in September last year. In his article Dr Man has given a very comprehensive, factual account on what had happened across the border. The article was intended to be published in the last volume, but unfortunately due to my mistake the article had not been published in the last volume; instead, it would appear in this issue. I must make a formal apology to Dr C.W. Man here. Once again, I'd like to recommend this excellent piece of work from Dr. Man to all of you.

At the time of writing this editorial, the first confirmed case of swine flu has just occurred in Hong Kong. Just hope all fellows will be on the alert, and wish nothing close to what had happened in SARS will happen again.....

By the way, can you recognize the instrument at the front cover? The answer is Debakey vascular clamp. Thanks to Dr W.T Siu for contributing the photo.

Dr Cliff C C CHUNG  
PYNEH

# CONTENTS

<b><i>Message from the President</i></b>	<b>3</b>
<b><i>Message from the Censor-in-Chief</i></b>	<b>4</b>
<b><i>Message from the Honorary Treasurer</i></b>	<b>5</b>
<b><i>News from the Specialty Boards</i></b>	<b>7-8</b>
Cardiothoracic Surgery Board	
Paediatric Surgery Board	
Plastic Surgery Board	
Urology Surgery Board	
<b><i>College Focus</i></b>	
Spring Dinner 2009	<b>9-10</b>
<b><i>College Express</i></b>	
How To Obtain Active CME Points	<b>11</b>
<b><i>Close-up and Macro</i></b>	
International Colorectal Disease Symposium 2009	<b>13-14</b>
<b><i>Topic on film</i></b>	
Joint Inspection Visit to Beijing	<b>15-16</b>
<b><i>Women's Chapter</i></b>	
Message from Chairlady	<b>17</b>
<b><i>Younger Fellows Chapter</i></b>	
Younger Fellows Forum	<b>18-19</b>
<b><i>Examination Corner</i></b>	
RCSEd/CSHK Joint Specialty Fellowship Examination	<b>20</b>
<b><i>Off the Scalpel</i></b>	
The Melamine Milk Malady - Dr Chi-wai MAN	<b>21-23</b>
<b><i>Achievement</i></b>	<b>24</b>
<b><i>Announcements</i></b>	<b>25</b>
<b><i>Calendar of International Surgical Meetings</i></b>	<b>27-28</b>
<b><i>Council of the College</i></b>	<b>29</b>
<b><i>Structure of The College</i></b>	<b>30</b>

# Message from the President

Dear Fellows,

I am most delighted to share with you all that we have just witnessed some major landmark developments for our College over the past few months.

## 1. Accreditation of Training Centres in Mainland China

As an integral part of the surgical community of China, our College has always taken it as a great privilege that we could contribute to the development and advancement of surgical education and training in the Mainland. I am really thrilled to inform you that we just have taken another great stride forward towards that goal. Our College has just completed the inspection and accreditation process for the first two training centres in Beijing jointly with the Royal College of Surgeons of Edinburgh. Inspection and due accreditation for the two leading surgical centres from Peking Union Medical College Hospital (PUMC) and Peking University People's Hospital (PUPH) was successfully conducted in March. The inspection team of our College, formed by Dr PC Tam, Dr HT Luk, Prof. Joseph Lau and myself, was joined by the Edinburgh team led by Mr John Orr, President of RCSEd. All members from the joint inspection team were satisfied and indeed impressed that a very high standard in par with the requirements from both Colleges could be ascertained for both centres in Beijing. It is greatly encouraging that all parties can put aside cultural differences and rise above their own interest to come together for the development and betterment of the surgical fraternity.

Over the past years we are proud to see many eminent surgical leaders from China playing an increasingly influential role in the world health platform. We are also proud and honoured to have candidates from Beijing participating in our Membership Examination since 2007. For long-term sustainable development, however, a well-structured training programme in par with the international benchmark is nonetheless essential for safeguarding and advancement of surgical standards. The exciting new collaborative initiative between the RCSEd and our College in recognition of surgical training centres in China therefore not only signifies a closer bonding between the East and the West, but will definitely accelerate the pace of internationalization of surgical education and standards over the Mainland.

## 2. New Surgical Training Curriculum - The Matrix Approach

Change is needed to strike for improvement and there is no exception for Surgical Education and Training. There has been a trend for international surgical colleges to evolve towards a modular and competency based approach. It also encourages rotational training to expose trainees to various surgical specialties and subspecialties and also to different environment.

In the new surgical training curriculum just adopted by our College Council, we shall move towards a system combining both a competency-based and a modular-based training approach (the "Matrix Approach"), using a concept rather different from our traditional time-based approach. Core and key competencies would be identified and incorporated in the new training curriculum. The key core competencies identified are surgical knowledge, clinical skills, management skills, operative skills, communication skills, collaboration skills and information/learning skills. Training courses and skills workshops would be organized in a more structured manner coupled with some mandatory key modules for trainees to build up the necessary knowledge and skills under the various key competency areas. Notwithstanding this, we maintain that it is also crucial to provide trainees adequate clinical exposure. Under a better time-based rotational programme, trainees will be posted to different training units to gain clinical exposure for a minimum of 4 years for accumulation of clinical experience, rather similar to the minimum flight hours concept in the training of airplane pilots. Lastly, it will be critically important that we design our future examinations in a way that can make sure the various core competencies can be tested in a satisfactory and reproducible manner.

It is hoped that a refined new training curriculum from basic to higher surgical training would be formulated with details before the end of this year for the benefit of new surgical trainees. My heartfelt thanks once again to the members of the Department of Development led by Dr Hong FUNG, the Training Subcommittee led by Dr MT CHEUNG and our Censor-in-Chief Dr HT LUK for their continuous effort in digging into the structure of Basic Surgical Training for the replenishment of a more all-round and comprehensive-structured training curriculum.

## 3. Our College's 20th Anniversary

As we surge forward towards the above revolutionary milestones, we are soon to embrace another milestone of our College - the 20th Anniversary Celebration of the College of Surgeons of Hong Kong in 2010. Our College was established in 1989 and was formerly the Hong Kong Surgical Society, it has been acting proactively to safeguarding the standards of surgical examination and training of surgeons in Hong Kong. In these twenty years, we witnessed so many ground-breaking events in both the College and the surgical community in Hong Kong. To reminisce the outstanding achievements of the College over the past twenty years, a special taskforce was set up to organize a series of celebratory events ranging. I am sure you would find it fruitful to participate in this variety of events and more importantly, the fraternity within the College would be evermore fostered. Nevertheless, we must not be complacent with what we have achieved. I look forward to many more twenty years of prosperity for the College to come!



Chung-kwong YEUNG  
President

The College of Surgeons of Hong Kong

## Message from the Censor-in-Chief

Dear Fellows and Trainees,

I would like to report that Part 1 and Part 2 of The Hong Kong Intercollegiate Board of Surgical Colleges Examination was conducted in February 2009 and the passing rate were 43% & 58% respectively. The new Part 3 Examination was conducted in March 2009 and this is the first diet of examination with the Hong Kong Colleges acting as the host. The examination ran smoothly with 5 external examiners from Royal College of Surgeons of Edinburgh. 32 candidates passed the Part 3 examination and they are eligible to apply for membership of local College as well as RCSE.

One reminder to current basic trainees is that The College of Surgeons of Hong Kong no longer recognize Part 1 and Part 2 examinations taken in United Kingdom after April 2008, that was the last conjoint Part 1 & 2 examinations available both locally and simultaneously in United Kingdom. Furthermore, a basic trainee will only be considered for higher training if he/she is a member of our College. To be a member of our College, one must pass the Part 3 examination in which our College has played a role. Therefore, Part 3 examination taken in United Kingdom will not be recognized as equivalent to local examination and hence would not be accepted in the application of membership.

It was also passed by the Council of Hong Kong Intercollegiate Board of Surgical Colleges that there will be a time limit of 4 years for completion of Basic Surgical Training. Failing to comply with the limit would mean either termination of training or starting afresh including taking examination from Part 1 and also rotational training.

Time limit for higher surgical training is unchanged meaning 3 and 5 years after completion of higher training for General Surgery and other surgical specialties respectively.

A further reminder to all trainees is that one must register with our College as soon as one joins the training program, Basic or Higher. Retrospective recognition of training would only date back to the first day of the month that a trainee submits application of registration into the training program.

In view of the limitation of doctor work hours to below 65 hours per week, the Hong Kong Academy of Medicine is in a process to look into such impact on postgraduate training. Our Council is also having a review on our training program and curriculum to ensure the training standard can be maintained despite of the decrease in working hours. We would inform our trainees if there is any major change well in advance to avoid uncertainty.

For our Fellow, it was confirmed at the Education Committee of Hong Kong Academy of Medicine that we can award 1 active CME point for every 3 multiple choice questions accepted by the Examination Committee of The Hong Kong Intercollegiate Board of Surgical Colleges. Part 1 examination is basic science testing on Anatomy, Physiology and Pathology and the format is 1 best out of 5 answers. Part 2 examination is on clinical application and it is in the format of extended matching questions. We can supply sample questions to interested Fellows.

For CME/CPD activities, please refer to respective column and we will also make announcement via email. Please notify the College staff your email address so that information can be passed to you on time. The College will continue to hold regular lunch symposiums and please suggest interested topics to CME/CPD committee. This year's Annual Scientific Meeting will be on the first week end of September, please mark your diary.



Dr Hung-to LUK  
Princess Margaret Hospital

## Message from the Honorary Treasurer

As I read about the controversial plan of Timothy Geithner, my counterpart in the US Government, to swallow up toxic loans of a trillion US dollars as a desperate effort to deal with a financial meltdown left from a previous administration, I feel increasingly grateful to my predecessors. Not only are our books in black, our assets are almost all in good hard cash, and we do not need to rack our brains to decide upon whether to take up or not RTS rights entitlement of one of our venerable banks. There may even be room for us to consider some bargain hunting at this time of the economic cycle.

Even when we are richer technically than the US Treasury, which is now neck deep in debt, we still need to keep up with our good tradition of being prudent. The way ahead is not entirely carefree. This year we have seen several significant non-recurrent expenditures related to some staff movement, to the publication of our history monograph and to our participation in functions in the Mainland. There will be more liaison work with our Mainland counterpart on training centre accreditations in the year to come that would incur extra expenditure. In order for the College to keep up with all these works for our surgical fraternity, punctual payment of subscription is crucial and I thank our members and fellows for that. The impact of the new membership examination on another major source of income of the College remains to be fully seen. Sponsorship will not be flowing in as freely as when the economy was rosy. Against such background, a new Department of Business Development, headed by Professor Enders Ng, is formed with a view to boost a sustained support from industries and benefactors and to explore new sources of income for the College. Do pitch in when the Department calls upon you to help.



Dr Chi-wai MAN  
Honorary Treasurer

# ANNUAL SCIENTIFIC MEETING 2009



The College of Surgeons of Hong Kong  
Macau Surgical Association



5 - 6 September 2009 (Sat - Sun)  
Hong Kong

Venue: Hong Kong Academy of Medicine Jockey Club Building

## Scientific Meeting Highlights

*Clinical Audit in Surgery*  
*Advances in GI & Bariatric Surgery*  
*Surgical Training*  
*Application of Botox in Surgery*  
*Surgical Infection*

## Registration

Early Bird Registration: **HK\$100 (By 30 July 2009)**

Late Registration: **HK\$150**

### Organising Committee

#### Co-Chairman:

Dr HO Chiu-ming

(The College of Surgeons of Hong Kong)

Dr LAI Cheuck-seen Edward

(Macau Surgical Association)

#### Members:

Prof. CHIU Wai-yan Philip

Dr LAM Lai-kun

Dr LEUNG Wai-yip Michael

Prof. LO Chung-yau

Dr MAN Chi-wai

Prof. POON Wai-sang

Dr SHIU Man-hei

Dr TAM Po-chor

Prof. Malcolm UNDERWOOD

Prof. YEUNG Chung-kwong

||| CALL FOR ABSTRACT |||

**FREE PAPER / VIDEO / POSTER**

Deadline of Submission:  
3 July 2009

Best  
Scientific  
Paper  
Award



Secretariat:  
Miss Jane WONG  
The College of Surgeons of Hong Kong  
Tel: 2871 8793  
Fax: 2518 3200  
Email: [asm2009@cshk.org](mailto:asm2009@cshk.org)

# News from the Specialty Boards

## CARDIDTHORACIC SURGERY BOARD

From CTS Board can we state again that Exit Examination is being held in Hong Kong on 16th and 17th of November followed by the 4th Specialty Update Course in Singapore on 20th and 21st November. A 'wet-lab' Course on Valve Surgery is preliminary planned for November 13th. A HST post is available in the June selection for CTS, commencing at Prince of Wales Hospital. The CTS Curriculum is being reviewed in order to re-align CTS training with the current concepts of a modular, competency based training programme.

Professor MJ UNDERWOOD  
Prince of Wales Hospital

## PAEDIATRIC SURGERY BOARD

An inter-hospital clinical meeting was held on 5th December 2008 at the Prince of Wales Hospital and was well attended by Board Members and trainees.

The conjoint exit examination for paediatric surgery took place in the Prince of Wales Hospital on 5th March 2009. One candidate sat for the examination and passed. The Board would like to thank Dr. K H Lee and his team and the Secretariat of the Hong Kong College for organizing the examination. As there is no candidate for the year 2010, the next exit examination will be held in 2011.

A conjoint accreditation visit of the three paediatric surgical centres took place on 4th March 2009. The inspectors from both the Edinburgh College and the Hong Kong College were satisfied with the level and standard of training in all the three centres.

The next inter-hospital clinical meeting will be held sometime in June together with our AGM. The exact date and venue will be announced in due course.

In the coming Higher Surgical Trainee selection exercise, it is likely that there will be two posts available, one in the Prince of Wales Hospital Centre and one in Queen Elizabeth Hospital Centre respectively. Further information can be obtained from our Programme Director, Dr. Kwok Wing Kin.

Dr Kelvin Kam-wing LIU  
United Christian Hospital

# News from the Specialty Boards

## PLASTIC SURGERY BOARD

The Board had accredited a joint training program in Kowloon Cluster (KWH & QEH). TMH would be incorporated into NT Cluster and the accreditation for higher training position would be dependent upon the training integration proposal between the Plastic Surgery Units of PWH and TMH. The number of HST posts will be dependent on the number of trainers in post. Hong Kong Cluster (QMH & TWH) was given for four higher training positions.

Exit Examination will be held in September 2009 in PWH. A pilot MCQ would be implemented in the coming Specialist Examination. Kwong Wah Hospital.

Dr Wing-yung CHEUNG  
Kwong Wah Hospital

## UROLOGY BOARD

Congratulation to Drs. Ada Ng Tsui Lin and Chiu Yi on their successful application for Higher Surgical Training in Urology. Both of them have started their training on 1 January 2009. We believe they will contribute to the development of urology in Hong Kong. We plan to recruit another three trainees in July 2009 to cope with the demand of public urological service.

The Urology Board will organize the ninth Joint Specialty Urology Fellowship Examination on 15-16 September 2009. There will be three eligible candidates sitting for the coming urology examination. Reinspection and follow-ups on some of the urology training programmes have been scheduled on 14 September 2009.

Dr Po-chor TAM  
Queen Mary Hospital

## College Focus

### College of Surgeons of Hong Kong Spring Dinner 2009 and Inauguration Ceremony of Women's Chapter and Younger Fellows Chapter

Following the work from the strategic planning workshop (it was reported in last issue), our college starts off its work in the year of Ox marked by this event on 22nd Jan 2009.

The event was held in Happy Valley Jockey Clubhouse. Dr Ava Kwong who has been elected chairlady of Women's chapter and I were invited to be mistress of ceremonies and master of ceremonies of the event respectively.

The Spring Dinner commenced with the welcome address by our President Prof CK Yeung. The address was very inspiring as it outlined the action plans of



the college in the New Year to make Hong Kong achieving global competitiveness in standards of surgical education and clinical practice. In the inauguration ceremony, committee members of both chapters were introduced to College leaders, including council members, representatives from various Departments, Surgical Boards and our invited guests of honor of both chapters, legislative council members the honourable Mrs Sophie Leung representing the Textiles and Garment functional constituency and the honourable Dr Ka-lau Leung representing the medical functional constituency.



MC of the Spring Dinner, Dr Ava KWONG (left), Dr Tim-lok KWAN (right)



The Honourable Mrs Sophie LEUNG (left) and Dr Ava KWONG (right)



Committee members of Women's Chapter and President



Group photo of Younger Fellows Chapter & President (right)



The Honourable Dr Ka-lau LEUNG (right) congratulated on the inauguration of Young Fellows Chapter

## College Focus

In order to make the event memorable, our president Prof. Yeung presented badges and souvenirs to our past presidents, Dr Che-hung Leong, the Founding President from the year 1990 to 1993; Prof. Arthur Li, the Past President from the year 1993 to 1996; Prof. Kwok-hung Lo, the Past President from the year 1999 to 2002; Dr Samuel Kwok, the Past President from the year 2004 to 2007. They were all amused by the lovely figures of themselves. To sum up, it was a successful event where immense effort of predecessors was appreciated and new direction of our college commenced.



Prof Yeung (right) presented badges to Past Presidents (from left to right: Dr Che-hung LEONG; Prof Arthur LI; Prof Kwok-hung LO; Dr Samuel KWOK)



Lovely figures of Past Presidents



Dr Samuel KWOK and The Honourable Dr Ka-lau LEUNG



Dr Tim-lok KWAN  
Hong Kong Adventist Hospital

# HOW TO OBTAIN ACTIVE CME POINTS ?

## How many active CME Points do I need?

- Over a 3-year period, each Fellow must collect a total of 90 CME points.
- Starting from 1 January 2008, no more than 75 points can be awarded for passive participation in a 3-year cycle. The minimum of 15 (Active) CME/CPD points is required.

## What activities have Active CME Points?

A dozen of activities are available; therefore obtaining active CME points should not be a problem!

1. Speakers, presenters at Formal College Approved Activity (FCAA)
2. Panelists, chairpersons or moderators at FCAA
3. Proffered paper, accepted and presented orally
4. Non-oral presentation proffered and presented
5. Participation in a FCAA upon completion of MCQ related to the contents of the presentation
6. Self-study on a surgical topic, articles from Index Medicus listed Journals, videotapes or web-based CME/CPD programmes with prior approval from the College
7. Publications in fields related to surgery
8. Research activity
9. Quality Assurance Activities directly related to the practice of Surgery with formal College pre-approval.
10. Reviewer of articles in medical journals
11. Participation as an examiner or setting questions in specialist examinations organized by the College
12. Participation in development of CME/CPD materials for self-study or e-learning
13. Development of new services and technologies with CME/CPD Subcommittee approval
14. Submission of multiple choice questions for Part 1 & 2 Membership Examination of Hong Kong Intercollegiate Board of Surgical Colleges

For details of CME programme and activities, please visit <http://www.cshk.org/cmesp.htm> or contact us at [iriswong@cshk.org](mailto:iriswong@cshk.org)



DO YOU KNOW THAT OUR COLLEGE WILL REACH ITS

*20th Anniversary*

IN 2010?



We need your participation to make this Anniversary meaningful

**CALL FOR**

**SLOGAN & LOGO**

**for 20th Anniversary Celebration**

**T**he College will reach its 20th Anniversary in 2010. As part of the College Family, you are invited to design **SLOGAN** and **LOGO** for this remarkable year.

Please submit your design, and once selected, your masterpiece would be printed on publicity materials or souvenirs of the 20th Anniversary, as well as on letterheads and outgoing emails of the College!

**Details**

Theme:

- (1) Celebrate the College's achievement and developments in the past and looking ahead
- (2) Closer the tie between the College and its members
- (3) Enhance the College's image and increase its visibility in the public
- (4) Promote the image of surgeons

\* Logo

Format: digital format (e.g. JPEG/GIF/BMP/PNG)

Resolution: minimum 1,000 pixel x 1,000 pixel

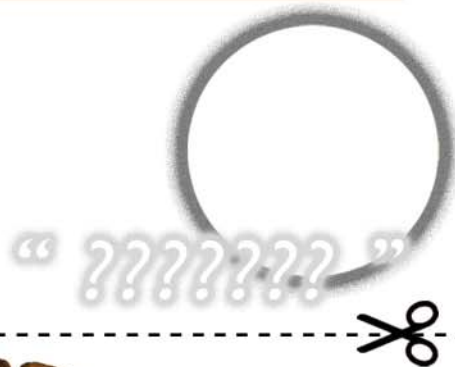
A short description on the design of logo is high appreciated!

Emblem of the College is available for download at:

<[http://www.cshk.org/20th\\_Anniversary/emblem.jpg](http://www.cshk.org/20th_Anniversary/emblem.jpg)>

Deadline of Submission: 10 July 2009

To submit, please send to: [corpcomm@cshk.org](mailto:corpcomm@cshk.org)



**WANTED**

**I**n celebration of the College's 20th Anniversary, we are preparing a **CALENDAR (2010)** for Fellows and Members' retention. You are invited to send us:

- (1) **PHOTOS** or (2) **PICTURES** or (3) **ARTWORK**  
(with caption of about 20 words)  
(may not be surgical related)

Selected Photos, Pictures and Artwork will be printed on the Calendar (2010)!  
Your Participation, Our Collective Memory!



Deadline of Submission:

**10 July 2009**

To submit, please send to:

[corpcomm@cshk.org](mailto:corpcomm@cshk.org)




Should there be any query, please don't hesitate to contact the Secretariat:  
Miss Evelyn Tang,  
[evelyntang@cshk.org](mailto:evelyntang@cshk.org) (Email) / 2871-8825 (Tel)

*CASHK 20th Anniversary*



# Close-up and Macro



The fourth International Colorectal Disease Symposium, hosted by Department of Surgery, PYNEH and HK Society for Coloproctology was successfully held on 19-21 February . It was the first time to take place in the newly established HKEC Training Centre - the Minimal Access Surgery Training Centre (MASTC) in PYNEH.

The Opening Ceremony was started with Lion Dance . Legislative Councillor Dr. Leung Ka Lau was invited to officiate the opening remark in our opening ceremony



We have again invited a number of world-class faculties across the continents, including renowned surgeons, physicians, oncologists and radiologists from the United States, Europe, Asia-Pacific regions, and our local experts.



It has always been a landmark event that offers an invaluable opportunity to share the recent advances in the treatment of colorectal diseases. There were a total of 224 participants with 73 from local and 151 from overseas including China, Thailand, Indonesia, Taiwan, Philippines, Singapore, Vietnam, Malaysia, Romania, Italy, USA, Korea, Macau as well as Germany.




# Close-up and Macro

The 3-storey centre is equipped with high tech audiovisual facilities with excellent environment and hospitality for us to enjoy the state-of-art lectures, live demonstration with the use of the high definition monitor in the lecture rooms as well as to have hands-on experience on the POP demonstration.



The scientific meeting also attracted 12 video poster presentations with 4 from local and 8 from overseas. Dr. Abe Fingerhut had taken up the role of adjudicator for the best paper award. The best paper was awarded to Dr. HH Wong of PYNEH with his study titled "Laparoscopic reversal of Hartmann - single centre experience".



### Joint Inspection Visit to Beijing (Peking Union Medical College Hospital & Peking University People's Hospital)

7 March 2009 marked the beginning of a very close bonding and collaboration between our College and surgical units in the Mainland. Prof. CK YEUNG, Prof. Joseph LAU, Dr PC TAM and Dr HT LUK, formed the CSHK Inspection Team, together with the RCSEd Team led by Mr John ORR conducted a joint inspection visit to the Peking Union Medical College Hospital (PUMCH) and the Peking University People's Hospital (PUPH) in Beijing on 7 March 2009. Upon the recognition of these two Hospitals, we will have our well-structured training programme established in the Mainland in Mainland



*Inspection Team with Representatives of PUMCH*



*Welcoming address by Prof. Zhao Yu-pei of Peking Union Medical College Hospital*

*(First Row, From Left: Mr. D McWhinnie, Mr. J Orr, Prof. YP Zhao, Dr. CM Lu, Prof. CK Yeung, Prof. Joseph Lau)*



*Introductory remarks by Mr. John Orr, President of RCSEd at PUMCH*



*Inspection Team at PUMCH*

## Topic on film



*Inspection Team with Representatives of PUPH*



*Welcoming address by Prof. WANG Shan of Peking University People's Hospital*



*Introductory remarks by Mr. John Orr, President of RCSEd at PUPH*



*Inspection Team at PUPH*

## Women's Chapter



With support from the College and its members, the election of the Women's Chapter took place on 22 November 2008. I am honored to be elected as the Chairlady and help establish this important Chapter. Five other members were elected on the board, namely, Dr Yee-Man Lee, Vice-chairlady; Dr. Bonita Law, Treasurer; Dr. MiMi Poon, Secretary; Dr. Ada Ng and Dr. Ying-Fune Yeung, Committee Members. The inauguration of the Women's Chapter took place on 22nd January 2009 in the witness of the past presidents and present college committee and members.

Over half of the medical students admitted to medical schools are females. The College recognizes that due to this increase flux of women entering medicine as a career, it is important that we can attract the most elite in either gender into the field of surgery. Surgery, a previously perceived male career due to the long duration of training and working hours, may not be the most popular choice amongst females. The Women's Chapter has been formed to address female specific needs so that a surgical career can become more appealing to all.

Our mission is to promote surgery as a career for women and enhance professional advancement amongst female surgeons. We also aim to facilitate social, clinical and academic interactions amongst women surgeons and to encourage a balanced lifestyle so that women will be able to excel in a surgical career and yet can still enjoy a good family life.

Our first social event took place on 21st February 2009 where a group of women surgeons together with their husbands, sons and daughters gathered together for a barbeque event. It was a good opportunity to meet our fellow surgeons and their families and the evening was much enjoyed by the participants. We plan to organize many more social activities and we do hope that everyone can join in at future events.

In addition we plan to establish a mentorship programme and also collaborate with charities so that the college can also play a role in contributing to the community. Both of these programmes will need the support of both male and female members of the college and I do hope that you will be able to join our activities to help nurture a future group of surgeons of excellence and help those in need!

For further information please contact [wsc@cshk.org](mailto:wsc@cshk.org)

Dr Ava KWONG  
Chairlady of the Women's Chapter

## Younger Fellows Chapter

This year's Younger Fellows Forum of the Royal Australasian College of Surgeons will be held on 2-4 May 2009 in Sunshine Coast. Since the first participation of this event by the fellows of our college in 2004, thirteen fellows had joined this great annual event in the past four years.

Year	Fellow	Practice Hospital when attending the Forum	Specialty
2004	NG Chun-kit, Kenneth	Queen Mary Hospital	General Surgery
2004	TSE Cheuk-wa, Chad	Queen Elizabeth Hospital	General Surgery
2004	CHAN Kin-chun	Queen Elizabeth Hospital	General Surgery
2004	KWOK Shek-yuen, Alex	Pamela Youde Nethersole Eastern Hospital	General Surgery
2004	TSANG Wen Chieng, Wilson	Pamela Youde Nethersole Eastern Hospital	General Surgery
2005	HA Ping-yiu	Pamela Youde Nethersole Eastern Hospital	General Surgery
2005	MUI Lik-man	Prince of Wales Hospital	General Surgery
2006	CHEUNG Ka-yin	Prince of Wales Hospital	General Surgery
2006	LI Chak-man Jimmy	Prince of Wales Hospital	General Surgery
2007	CHAN Tung-fei Tony	United Christian Hospital	General Surgery
2007	CHAN Chi-kin	Queen Elizabeth Hospital	General Surgery
2008	Kwan Tim-lok, Henry	Caritas Medical Centre	General Surgery
2008	Ho Pak-kin, Ronald	Queen Elizabeth Hospital	General Surgery
2009	WONG Hung-leung Randolph	Prince of Wales Hospital	Cardiothoracic Surgery
2009	WONG Chung-tak Dennis	Pamela Youde Nethersole Eastern Hospital	General Surgery

### Fellows participating in Younger Fellows Forum

Except the first year that we had five fellows participated in the event, we had two fellow selected each year after 2004. The Forum is held immediately before the annual scientific meeting of the Royal Australasian College of Surgeons in different regions of Australia and New Zealand and Hong Kong. Hong Kong was the host of the Forum in 2008.



*Younger Fellows Participating in Drag Boat Race 2008*

## Younger Fellows Chapter

In the past, younger fellows expressed their interest were invited to participate in the Forum. In 2009, the younger fellow chapter had made an effort to make the selection process more open and fair in order to produce an equal opportunity for our fellows who are interested in sharing our culture and experience with the fellows of RACS. This year, we have made an open announcement to our fellows on the Forum through mail and email. Four fellows had applied and three fellows had attended the interview as one of them was out of town. Two fellows were selected to represent our younger fellows chapter to attend the coming forum. Unlike the past years that general surgery fellows took a more active role in the forum, this year is special as we have a cardiothoracic surgeon's participation. We hope through this event, we can have more fellows from different specialties or subspecialties to get involved in our activities as our college and fellows are a big family.



*Younger Fellows Forum 2004*

It is reassured that Younger Fellows Forum is not an academic event but a gathering that provides a unique opportunity for fellows from different region to share experience and cultures and debate hot issues that affect our career and lives. Because of our heavy workload or limited exposure, fellows in Hong Kong are probably having little opportunity in learning how to prepare a better career, fighting for better prospect or influencing the policy makers of our professional bodies. It is the objective of the Forum to empower the fellows to take an active role in influencing the way the College serves its fellows and our community.

It was a great and fantastic experience in participating in the Younger Fellows in 2004. It not only provided me with the opportunity to meet the friendly people with different perspectives but also made me to think more about my future and the potential problem that we have to face. Over these years, many of our enthusiastic fellows have made a great effort to establish a Younger Fellows Chapter under the Hong Kong College of Surgeons and we made it this year. I hope the Younger Fellow Forum not only give us the opportunity to share our culture and experience but also give us courage to face our future. I wish that we will have more fellows from difference specialties to involve in this event. Finally, I would like to congratulate the successful applicant Dr WONG Hung Leung Randolph and Dr. WONG Chung Tak Dennis and hope them to enjoy the trip.

Kin-chun CHAN  
Internal Affairs Secretary  
Younger Fellows Chapter

### QEH as the host for the RCSEd/CSHK Joint Specialty Fellowship Examination in General Surgery - Clinical Examination

This was the second time, the Department of Surgery of Queen Elizabeth Hospital organized the Exit Examination in General Surgery. After the previous episode two years ago, our Department has become a well recognized examination centre, in addition to the two local universities. This is a great honour to us. As I remembered, Dr Cheung Moon Tong was just elected the Chief of Service of our Department at that time, organizing such a big event like that was his first very assignment. Though he denied all the deserved credits, our Department has been well known to Hong Kong College, and even The Royal College of Surgeons of Edinburgh. Time flies, this was our turn again. Of course Dr Cheung was still the chairman of the organizing committee, with the help of the Consultant Surgeon, Dr Tang Lap Chiu, a bunch of nursing staff and our secretaries. We had had the previous experience, running the examination was not an easy thing. In order to keep confidentiality, the organizing committee should be kept as small as possible. Zero leakage rate was guaranteed.

Well before the examination date, 17th March 2009, several meetings were called, during which we discussed all the logistics, examination venue arrangement and operation lists for the patients after examination, etc. Each specialty started to recruit cases in the preceding year. Since we are not teaching hospital like QMH and PWH, our patients did not get used to frequently being examined, they were quite readily to be invited, of course with honorarium. The most difficult thing was not to delay their treatment, especially carcinoma cases. The tumor was not stagnant for the examination. The Ca breast cases were recruited two weeks before. Therefore the patient list was amended repeatedly and repeatedly. Totally we had 50 cases from all the subspecialties. Dr Cheung went through all, checked the signs and finalized the list down to twenty eight patients. All the patients had beautiful features, resembling a surgical library of Hamilton Bailey. We were quite sure the candidates could pick up the signs. Success or not depended on their performance.

In this examination, there were 14 candidates - five embarked from Singapore and nine were local. Therefore one of the examiners (Professor Ooi) was from the Singapore College, making the game fairer to everyone. Another famous examiner, Mr Mason from Edinburgh College, is our frequent visitor. The examination started in the early morning at 8:45 am sharp and was finished around 1:00 pm. With the assistance of The Hong Kong College staff, the logistics were run smoothly. Came to the most exciting moment, the examination results were announced one hour later. Finally, seven candidates passed. Here I send the best wishes to those who failed and sincerely hope they will succeed in the next examination. Work had not been finished after the examination. We had additional operation lists to operate on almost all the examination cases. This was our promise to them.

Despite all the efforts, we are quite happy to see such a big event held in our hospital. Dr Cheung thanked all of us in another meeting and he told us there was still room to improve. The next examination will be held two years later and we are quite looking forward to. Last but not least, special thanks to our senior secretary, Miss Sidy Ma for all her extra efforts, she is indispensable to us.

Dr Kin-yan LEE  
Examination Coordinator  
Queen Elizabeth Hospital

# The Melamine Milk Malady from the perspective of a Hong Kong urologist

“There is no finer investment for any community than putting milk into babies”  
--Winston Churchill

Hazardous food additives are nothing new to us well-seasoned Hong Kong people. There is some in almost anything: hormones in chicken, bronchodilators in pork, organophosphates in vegetables, malachite green in fish, stevioside in candies and many more. However, this time it really struck home and got at our nerves. On 11 September 2008, in the wake of exhilaration from the Beijing Olympic Games came the news about tainted milk product in our motherland. Just cross the border, infants and children had suffered from kidney stones and kidney failure after consuming milk contaminated by melamine, a hitherto little noted chemical. By 21 September, the Ministry of Health (MOH) reported that over 40,000 children had received treatment, over 1,200 were still hospitalized, over 100 were being seriously ill and 3 had died.

It was then noted that melamine related kidney disease was not new. Outbreaks of renal failure had occurred in pets in 2004 and 2007 after ingestion of pet food contaminated with melamine and cyanuric acid. Combination of melamine with cyanuric acid leads to crystal formation in kidney tubules, resulting in tubulo-interstitial nephritis. Melamine, a nitrogen rich chemical, is used industrially for production of plastic used in furniture and kitchen utensils. It is also used widely in pesticides and fertilizers and has long since entered our environment and possibly food chain. This time, melamine was alleged to have been added to milk as a fraudulent act to boost the apparent protein content. Parents in Hong Kong were panic stricken and streamed to clinics with their children to check whether they are affected. On 23 September, Hospital Authority had set up 18 Designated Clinics (DC) and 9 Special Assessment Centres (SAC) to meet the demand for screening of children less than 12 years of age. One Designated Treatment Centre (DTC) was established at Princess Margaret Hospital. Telephone hotline service was put into action. The DC's are opened to all children under 12 who wished to be screened. At these clinics, those children with history of consumption of melamine stained milk or any suggestive symptoms or features of renal stone or renal disease are referred to SAC, where further assessment including ultrasound will be performed. Any diagnosed stone or kidney disease will be referred to the DTC. Screening is also available in private sector and doctors are requested to report cases to Centre for Health Protection.

Food & Health Bureau (FHB) and Centre for Food Safety (CFS) amended the Harmful Substances in Food Regulation (Cap 132AF) to set the legal limits of melamine at 1mg/kg for any food intended to be consumed by children under the age of 36 months or by pregnant or lactating women, and 2.5mg/kg for other food. The amendment was gazetted on 23 September 2008 and came into force the same day. The same limits were adopted by the MOH in early October.

Basing on the new limits, CFS tested milk and dairy products on a systematic basis. With over 2500 tests conducted by early October, 1% of samples were found to contain melamine above legal limit. The results are announced and uploaded onto the CFS website the same day of test for public information.

The level of contamination of milk products is much less severe in Hong Kong. Compared to the stunning level of 2563ppm melamine in one infant formula from Shejiazhong Sanlu, a positive specimen in Hong Kong of a milk drink from Yili contained a much more modest level of 9.9ppm. All infant formulae in Hong Kong from inside and outside Mainland were all within the legal limits. Some food products with milk content including chocolate, candies and confectioneries were also found to contain melamine and caused some further repercussions. Fortunately, the levels were low and no harm seemed to have

# The Melamine Milk Malady from the perspective of a Hong Kong urologist

been done before they were removed from shelves.

During 28-30 September, a Hong Kong delegation was dispatched by the FHB to Mainland to gather information and exchange experience on the screening and clinical management of children affected by melamine. From the experience of the Mainland doctors, the stones were loose and sand-like. Ultrasound formed the mainstay for diagnosis of these stones, which were radiolucent. Computerized tomography (CT) scan and magnetic resonance imaging (MRI) were reserved as part of planning for operation. Most stones could be expected to pass out spontaneously with hydration and alkalinization of urine. Surgical interventions included cystoscopic retrograde catheterization into ureters with manipulations, percutaneous drainage of obstructed kidneys or open operations. Extra-corporeal shock wave lithotripsy was regarded as second line treatment. According to a preliminary analysis of 14 stones in Mainland, the composition was found to be of melamine and uric acid in the ratio of 2 to 3. In an early series of 34 cases with obstruction and renal failure, over half of the cases required urological intervention with retrograde catheterization and even open surgery, and one fifth required dialysis. Urologists are stationed at the frontline clinics in Mainland to make decisions for subsequent plan of management for stones detected. By October 15, according to MOH, more than 54,000 cases had sought treatment and 4 children had died.

On 20 October, an Expert Group on Melamine Incident commissioned by the government drafted a report on the incident and defined cases more specifically as suspected case, probable case and confirmed case, depending on whether the stone detected was associated with a history of melamine tainted milk consumption, with a consumption that is above a tolerable daily intake (TDI) or with a laboratory confirmation of melamine stone respectively. Basing on recommendations from the Food & Drug Agency (FDA) of United States, the TDI was set at 0.63mg/kg body weight per day for those above 36 months of age and 0.32 for those under that age.

Probably related to the much lower level of contamination in Hong Kong the stone problem is much less severe. By early December, after seeing over 53,000 children at DC's and assessing over 23,000 children at SAC's, 5 cases were detected (0.02% detection rate). These, together with 7 cases detected in other clinics, add up to a total of 12. 2 cases were subsequently certified as due to hypercalciuria and unrelated to melamine. The remaining 10 cases included 9 suspected and 1 probable. There was not a single confirmed case. In Hong Kong, around 5-6 children are diagnosed to have kidney stones in HA hospitals every year and it is difficult to be certain that the kidney stones in the 10 cases are due to melamine or not. One case from outside Hong Kong was treated with retrograde catheterization and the patient subsequently left Hong Kong. (Our President can tell you more about this.) All the indigenous cases have small stones ranging from 4 to 7mm in size. One case was treated with extra-corporeal shock wave lithotripsy (ESWL). The rest were observed with 2 stones subsequently disappeared. No open surgery or dialysis was required in any patient. The small number and the mild nature of the cases led to a declined interest from the media.

It gradually became clear that various feeds for livestock had been contaminated with melamine as well. Melamine was first report in eggs from Dalin on Oct 27, and in fish feed on Nov 14. There appeared little hope to stay melamine free. Public became numbed to further reports. With the economic plummet, public attention was further diverted and the number seeking screening dwindled. On Nov 26, Small amount of melamine was reported even in highly reputable formulae produced in the United States. FDA claimed that there was no reason for parents to panic, while just over 1 month ago, the same agency claimed that not even trace of melamine should be allowed in food. It appeared that we just have to live with this ubiquitous contaminant in our environment from now on.

# The Melamine Milk Malady from the perspective of a Hong Kong urologist

On Dec 5, World Health Organization revised the recommended tolerable daily intake (TDI) to be 0.2mg per kilogram body weight per day. The case definition in Hong Kong was revised accordingly with 9 suspected and 1 probable case changed to 7 suspected and 3 probable cases. At almost the same time, a baby girl died in Hubei after 4 months of treatment for stones associated with consumption of Sanlu milk since birth. The death was not confirmed as directly linked to melamine milk since the parents could not pay for the autopsy. So far, according to Xinhua, the MOH has received at least 11 reports of baby death with history melamine milk intake and has confirmed direct link in only 6 cases. I have chatted with several urology colleagues from Mainland. Many of them are treating some cases of children renal stones and they have "no way to prove whether the stone contains melamine." While waiting for more literature from the Mainland on this topic, I have the impression that the full impact may never be known and much valuable experience may remain elusive.

On the other hand, Hong Kong witnessed an unprecedented urine screening for one tenth and ultrasound screening for 4% of the entire children population. While urologists in Hong Kong signed relief at the paucity of stones found, the mammoth effort did churn out quite a lot of work for the pediatricians: hematuria in 0.73%, proteinuria in 0.45%, and abnormal ultrasound in 2.9% of those screened. Furthermore, the government has pledged to commission research into medium and long term health effects associated with melamine exposure. All these children, together with those who had been exposed to a melamine intake above TDI, will keep many pediatricians busy with undefined years of follow up. While such spending may be justified before we have the benefit of hindsight, further expenditure definitely deserves closer scrutiny. Health resources are always precious, particularly in a time of financial turmoil.

"To overshoot the mark is as bad as to fall short." -- Confucius

Dr Chi-wai MAN  
Tuen Mun Hospital

# Achievements

\*\*\*\*\*

Prof. C K YEUNG was awarded the President's Gold Medal by the Royal College of Surgeons of Edinburgh at the Triennial Dinner on 30 January 2009. The President's Gold medal is awarded just once during each presidents term (every 3 years) and as such is presented to a recipient who has made an outstanding contribution to the College. Past recipients of this prestigious award include Professor Arthur Kwok-cheung LI.



*President's Gold Medal by The Royal College of Surgeons of Edinburgh*



*Mr. John D. ORR (left) - President of The Royal College of Surgeons of Edinburgh and Prof Chung-kwong YEUNG (right) - President of The College of Surgeons of Hong Kong*

\*\*\*\*\*

# Announcements

\*\*\*\*\*  
Congratulations to Dr Chris Kam-wing YAU from UCH, who was awarded GB Ong Gold Medal at exit exam(2007). Let's see how he feels....

*"It is a great honour for me to be awarded the GB Ong Gold Medal of the year 2007. I strongly believe that my success would not be possible without the unlimited guidance and acceptance of my dear supervisors and colleagues, of both the United Christian Hospital and the Prince of Wales Hospital. I would like to express my deepest appreciation to all of them.*

*GB Ong Gold Medal, to my understanding, is symbolic of high achievement in the fellowship examination in general surgery. This is the level of which candidates of examination should strike to achieve. Here, I would like to wish all the future candidates the very best in their coming exit examination."*

\*\*\*\*\*

THE COLLEGE OF SURGEONS OF HONG KONG



*Dear Fellows and Members,*

You are cordially invited to join

## *Diploma Ceremony 2009*

on Saturday, 5 September 2009 at 7:00 pm  
at the Run Run Shaw Hall  
Hong Kong Academy of Medicine Jockey Club Building  
99 Wong Chuk Hang Road, Aberdeen, Hong Kong

*\* Formal invitation will be sent by mail in due course.*



The University of Hong Kong  
Hong Kong Sanatorium & Hospital



# JOINT SURGICAL SYMPOSIUM

## ◆ 2-YEAR INTERACTIVE PROGRAM ◆

**Date & Time: First Friday, 8:00 – 9:00 a.m.**

**Venue : Auditorium  
4/F, Li Shu Pui Block Phase II  
Hong Kong Sanatorium & Hospital  
Happy Valley, Hong Kong**

### Block I

Date	Specialty	Topic	Speaker
2 January 2009	Head and Neck Surgery	Possibilities & limitations	Professor William I. Wei Dr. Chan Yu-Wai
6 February 2009	Upper Gastrointestinal Surgery	Laparoscopic and robotic upper GI cancers	Professor Simon Law Professor Chu Kent-Man
6 March 2009	Endocrine Surgery	Minimally invasive surgery parathyroidectomy	Dr. Brian Lang Dr. Chan Wai-Keung
3 April 2009	Hepatobiliary and Pancreatic Surgery	Ablation therapy for liver cancer	Professor Ronnie Poon Dr. Cheung Tan-To
1 May 2009	<i>Public holiday</i>		
5 June 2009	Vascular Surgery	New horizon in endovascular aortic grafts	Professor Stephen Cheng Dr. Chan Yiu-Che
3 July 2009	Breast Surgery	Breast cancer biology and its application	Dr. Ava Kwong Dr. Dacita Suen
7 August 2009	Colorectal Surgery	New technology in colorectal operations	Professor Law Wai-Lun Dr. Jensen Poon
4 September 2009	Plastic and Reconstructive Surgery	Latest achievements and developments	Dr. Chan Yu-Wai Dr. Vivian Mok

#### Theme of Each Block

**Block I**  
Latest developments

**Block II**  
Postoperative complications

**Block III**  
Recurrences and late failures

Q&A periods and written questionnaires are included.

For each session, active CME is accredited.

**R.S.V.P. Tel: 2835 8698 or Fax: 2892 7511**

# Calendar of International Surgical Meeting

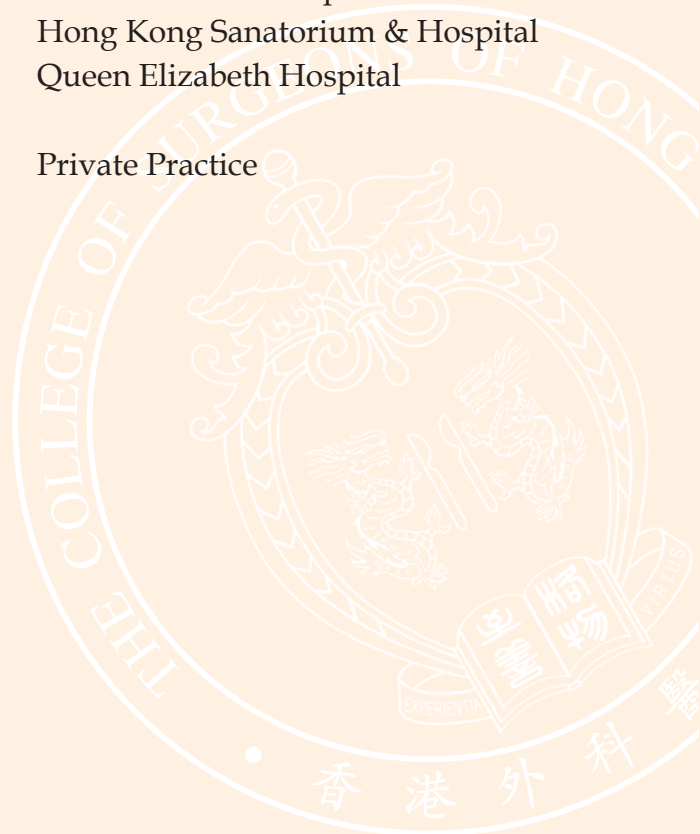
Date	Event	Website
2-7 May 2009	77th American Association of Neurological Surgeons 2009 Annual Meeting San Diego, United States	<a href="http://www.aans.org/default.asp">www.aans.org/default.asp</a>
6-9 May 2009	Annual Scientific Congress Brisbane, Australia	<a href="http://www.surgeons.org">www.surgeons.org</a>
9-13 May 2009	American Association Thoracic Surgery 89th Annual Meeting Boston, United States	<a href="http://www.aats.org/index.html">www.aats.org/index.html</a>
10-13 June 2009	8th International Gastric Cancer Congress Krakow, Poland	<a href="http://www.8igcc.pl/">www.8igcc.pl/</a>
13-17 May 2009	1st International Meeting on Aesthetic and Reconstructive Facial Surgery Mykonos, Greece	<a href="http://www.imafr2009.org/">www.imafr2009.org/</a>
22-26 May 2009	4th International Congress on Gastrointestinal Oncology Athens, Greece	<a href="http://www.gi-oncology2009athens.gr/">www.gi-oncology2009athens.gr/</a>
23-27 May 2009	19th International Conference on Oral and Maxillofacial Surgery Shanghai, China	<a href="http://www.19icoms.com">www.19icoms.com</a>
27 May - 31 May 2009	American Head & Neck Society Annual Meeting Phoenix, United States	<a href="http://www.headandneckcancer.org">www.headandneckcancer.org</a>
28-29 May 2009	International Meeting on Hypospadias Surgery Coventry, England	<a href="http://www.uhcw.nhs.uk/">www.uhcw.nhs.uk/</a>
30 May - 4 June 2009	Digestive Disease Week 2009 Chicago, United States	<a href="http://www.ddw.org">www.ddw.org</a>
10-13 June 2009	8th International Gastric Cancer Congress Krakow, Poland	<a href="http://www.8igcc.pl">www.8igcc.pl</a>
18-20 June 2009	8th Congress of European S Hepato-Pancreato-Biliary Association Athens, Greece	<a href="http://www.ehpba2009.com">www.ehpba2009.com</a>
17-20 June 2009	9th European Congress of Paediatric Surgery Graz, Austria	<a href="http://www.eupsa.org">www.eupsa.org</a>
21-26 June 2009	5th World Congress of Paediatric Cardiology and Cardiac Surgery	<a href="http://www.pccs2009.com">www.pccs2009.com</a>
22-25 June 2009	British Association of Urological Surgeons 2009 Annual Meeting Glasgow, Scotland, England	<a href="mailto:admin@baus.org.uk">admin@baus.org.uk</a>
22-25 June 2009	BIT's 2nd World Cancer Congress Beijing, China	<a href="http://www.bitlifesciences.com/cancer2009">www.bitlifesciences.com/cancer2009</a>
3-6 July 2009	8th International Congress on Ambulatory Surgery Brisbane, Australia	<a href="http://www.iaascongress2009.org">www.iaascongress2009.org</a>
31 July - 4 Aug 2009	13th World Conference on Lung Cancer San Francisco, United States	<a href="http://www.2009worldlungcancer.org">www.2009worldlungcancer.org</a>
2- 5 Sept 2009	EBA 2009 - Europea Burns Association Congress Lausanne, Switzerland	<a href="http://www.eba2009lausanne.com">www.eba2009lausanne.com</a>
4-6 Sept 2009	ILCA 2009 - the International Liver Cancer Association's Third Annual Conference Milan, Italy	<a href="http://www.ilca-online.org/index.php?option=com_content&amp;task=view&amp;id=74&amp;Itemid=150">www.ilca-online.org/index.php?option=com_content&amp;task=view&amp;id=74&amp;Itemid=150</a>

# Calendar of International Surgical Meeting

Date	Event	Website
19-22 Sept 2009	19th Eurochap of the International Union of Angiology (IUA) and 18th Annual Congress of the Mediterranean League of Angiology and Vascular Surgery Palermo, Italy	<a href="http://www.aimgroup.eu/2009/eurochap-mlavs/index.html">www.aimgroup.eu/2009/eurochap-mlavs/index.html</a>
20-26 Sept 2009	11th Congress of ESPRAS, European Society of Plastic Reconstructive and Aesthetic Surgery Island of Rhodes, Greece	<a href="http://www.espras2009.gr/1/article/english/1/15/index.htm">http://www.espras2009.gr/1/article/english/1/15/index.htm</a>
11-15 Oct 2009	American College of Surgeons 95th Annual Meeting Chicago, United States	<a href="mailto:postmaster@facs.org">postmaster@facs.org</a>
11-15 Oct 2009	37th Annual Meeting of the International Society for Pediatric Neurosurgery Los Angeles, United States	<a href="mailto:gmcomb@chla.usc.edu">gmcomb@chla.usc.edu</a>
15-17 Oct 2009	5th International Congress of Asia Pacific Hernia Society (APHS) Bali, Indonesia	<a href="http://www.aphs2009.com/">www.aphs2009.com/</a>
4-6 Nov 2009	19th World Congress of the World Society of Cardio - Thoracic Surgeons Buenos Aires, Argentina	<a href="http://www.wscts2009.org">http://www.wscts2009.org</a>
25-27 Nov 2009	International Joint Meeting on Thoracic Surgery Barcelona, Spain	<a href="http://www.thoracicsurgery2009.org/">www.thoracicsurgery2009.org/</a>
18-22 April 2010	9th World Congress of the International Hepato-Pancreato-Biliary Association	<a href="http://www.ihpba-ba2010.com">www.ihpba-ba2010.com</a>
28-31 Aug 2010	10th World Congress Gastro-esophageal Reflux Disease Boston, United States	<a href="http://www.oeso.org/">http://www.oeso.org/</a>

# Council of the College

<b>President</b>	Chung-kwong YEUNG	Private Practice
<b>Vice President</b>	Andrew W C YIP Po-chor TAM	Kwong Wah Hospital Queen Mary Hospital
<b>Hon. Secretary</b>	Wai-sang POON	Prince of Wales Hospital
<b>Hon. Treasurer</b>	Chi-wai MAN	Tuen Mun Hospital
<b>Censor-in-Chief</b>	Hung-to LUK	Princess Margaret Hospital
<b>Council Members</b>	Angus C W CHAN Stephen W K CHENG Moon-tong CHEUNG Cliff Chi-chiu CHUNG  Chiu-ming HO James Yun-wong LAU Heng-tat LEONG Chung-mau LO Chung-yau LO Enders Kwok-wai NG Wing-tai SIU Chad Cheuk-wa TSE	Hong Kong Sanatorium & Hospital Queen Mary Hospital Queen Elizabeth Hospital Pamela Youde Nethersole Eastern Hospital Private Practice Prince of Wales Hospital North District Hospital Queen Mary Hospital Private Practice Prince of Wales Hospital Hong Kong Sanatorium & Hospital Queen Elizabeth Hospital
<b>Ex officio Councillor</b>	Samuel Po-yin KWOK	Private Practice



# Structure of the College

---

## COMMITTEE

---

### External Affairs Committee

- Corporate Communications Subcommittee

### Internal Affairs Committee

- Editorial Board of Cutting Edge
- Younger Fellows Chapter
- Women's Chapter

### Administration Committee

- Website Development

### Finance Committee

- Business Development Subcommittee

### CME & CPD Committee

### Editorial Board of Surgical Practice

- Editor-in-chief

### Research Committee

### Education & Examination Committee

- Specialty Boards
  - Cardiothoracic Surgery Board
  - General Surgery Board
    - \* Training Subcommittee
    - \* Hong Kong Regional Subcommittee
  - Neurosurgery Board
  - Paediatric Surgery Board
  - Plastic Surgery Board
  - Urology Board
- Board of Examiners
- Appeal Board

## CHAIRMAN

---

Andrew W C YIP

Cheuk-wa TSE

Po-chor TAM

Cliff C C CHUNG

Tim-lok KWAN

Ava Kwong

Wai-sang POON

Wing-tai SIU

Chi-wai MAN

Enders K W NG

Po-chor TAM

Samuel P Y KWOK

Paul B S LAI

Chung-mau LO

Hung-to LUK

Malcolm John Underwood

Stephen W K CHENG

Stephen W K CHENG

Stephen W K CHENG

Wai-sang POON

Kelvin K W LIU

Wing-yung CHEUNG

Po-chor TAM

Hung-to LUK

Hung-to LUK

---

## DEPARTMENT

---

Department of Development

Department of Standard

Department of China Affairs

## DIRECTOR

---

Hong FUNG

Che-hung LEONG

Joseph W Y LAU

---

## SECRETARIAT

---

Acting General Manager

Stephanie HUNG





# The College of Surgeons of Hong Kong CSHK Souvenir Mail Order Form



**College Tie (B)**  
2008 version



**College Tie (A)**  
1994 version



**Vulnerable Collection**

	Unit Price (HK\$)	Quantity	Amount (HK\$)
<b>College Tie (A)</b>	@ 100	x _____	= _____
<b>College Tie (B)</b>	@ 100	x _____	= _____
<b>Postal Delivery*</b>	@ 20	x _____	= _____

\*I will pick up the souvenir at the College. (Postal cost & administrative cost waived.)

*[Please tick if appropriate]*

Please complete in BLOCK LETTERS.

Full Name: \_\_\_\_\_

Postal Address: \_\_\_\_\_  
 \_\_\_\_\_  
 \_\_\_\_\_

Telephone No.: \_\_\_\_\_

Fax No.: \_\_\_\_\_

Email Address: \_\_\_\_\_

### **Payment**

Please make the payment by cheque, payable to "**The College of Surgeons of Hong Kong Ltd**".  
(Cheque No. \_\_\_\_\_)

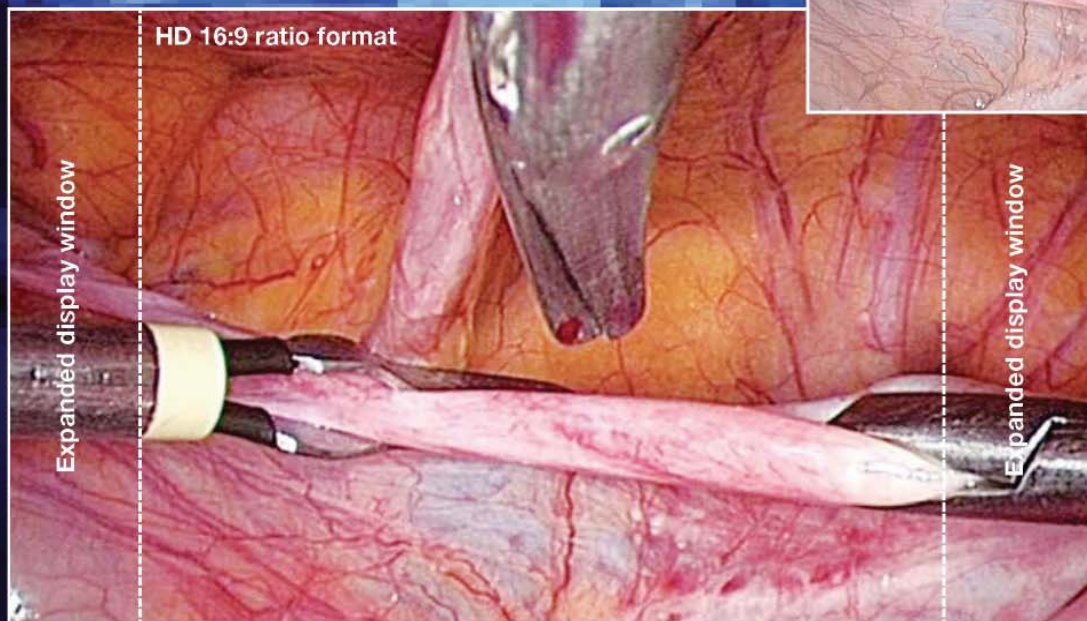
Please mail this form together with your cheque to:  
**Room 601, Hong Kong Academy of Medicine Jockey Club Building,  
 99 Wong Chuk Hang Road, Aberdeen, Hong Kong**

*While stock lasts*

# See what you've been missing

## IMAGE 1 HD

The Best Viewing Experience



The 16:9 image format improves peripheral vision, image definition and color brilliance.

DOK 33/E/09/07/A

**STORZ**  
KARL STORZ — ENDOSKOPE  
THE DIAMOND STANDARD

KARL STORZ GmbH & Co. KG, Mittelstraße 8, D-78532 Tuttlingen/Germany, Phone: +49 (0)7461 708-0, Fax: +49 (0)7461 708-105, E-Mail: info@karlstorz.de  
KARL STORZ Endoscopy America, Inc, 600 Corporate Pointe, Culver City, CA 90230-76 00, USA, Phone: +1/310/338-8100, Fax: +1/310/210 5527, E-Mail: info@ksaa.com  
KARL STORZ Endoscopia Latino-America, 815 N. W. 57 Av., Suite No. 480, Miami, FL 33126-2042, USA, Phone: +1/305/262-8980, Fax: +1/305/262-89 86, E-Mail: info@ksela.com  
KARL STORZ Endoscopy Canada Ltd., 2345 Argentia Road, Suite 100, Mississauga, Ontario L5N 8K4, Phone: +1/905/816-8100, Fax: +1/905/858-0933, E-Mail: info@karlstorz.ca  
www.karlstorz.com

# Takepron® OD

Lansoprazole fast disintegrating tablets

15mg and 30mg

## Premium GI risk Control



**Quickly disintegrates**

- approximately in 53 seconds or less <sup>1</sup>



**PPI with the most indications <sup>2,\*</sup>**



**PPI with the most consistently high bioavailability after the first dose <sup>3-6</sup>**



**Superior anti-secretory activity <sup>7</sup>**




**80% remained gastric ulcer free while continue taking NSAID <sup>8</sup>**



**Up to 95% erosive GERD patients were healed by week 8 <sup>8, 9, 10</sup>**



**Approved by the US FDA for the short term treatment of GERD in children as young as 12 months <sup>8,11</sup>**



\* The claim applies to Takepron® capsules

#### References:

1. Freston JW *et al.* *Aliment Pharmacol Ther* 2003; 17: 361-367.
2. Takepron® package insert, Takeda Chemical Industries (Taiwan) Ltd. – Hong Kong Branch
3. Baldi F. *Drugs* 2005; 65(10): 1419-1426.
4. Cheer SM, Prakash A, Faulds D, Lamb HM. *Drugs* 2003; 63(11): 101-132.
5. Freston JW. *Am J Med* 2004; 117(SA): 14S-22S.
6. Swan SK, Hoyumpa AM, Merritt GJ. *Aliment Pharmacol Ther* 1999; 13(Suppl. 3): 11-17.
7. Taubel JJ *et al.* *Aliment Pharmacol Ther* 2001; 15: 1807-1817.
8. PREVACID (lansoprazole) complete prescribing information
9. Earnest DL *et al.* *Am J Gastroenterol* 1978; 93: 239-243.
10. Robinson M *et al.* *Aliment Pharmacol Ther* 1995; 9: 25-31.
11. Takepron® OD package insert, Takeda Chemical Industries (Taiwan) Ltd. – Hong Kong Branch



**Takeda Pharmaceuticals Taiwan, Ltd.**  
Hong Kong Branch

Unit 2301A, 23/F Bank of East Asia, Harbour View Centre,  
56 Gloucester Road, Wanchai, Hong Kong  
Tel: 2861 2218, Fax: 2529 4216  
Website: [www.takeda.com](http://www.takeda.com)



.....  
**Chief Editor: Cliff C C CHUNG**  
.....

**Editorial Board Members:**

Sharon W W CHAN	Michael C W CHENG
S K CHU	David T Y LAM
Ronnie T P POON	William C S MENG
Wing-tai SIU	Ronald P K HO
James C H WONG	T L KWAN
Ava KWONG	Hester CHEUNG

.....  
The College of Surgeons of Hong Kong  
Room 601, 6/F  
Hong Kong Academy of Medicine Jockey Club Building  
99 Wong Chuk Hang Road  
Hong Kong  
Tel: (852) 2871 8799  
Fax: (852) 25153 198

Email: [info@cshk.org](mailto:info@cshk.org)  
Website: [www.cshk.org](http://www.cshk.org)  
.....